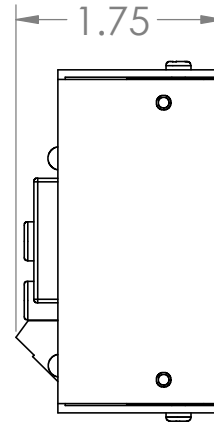
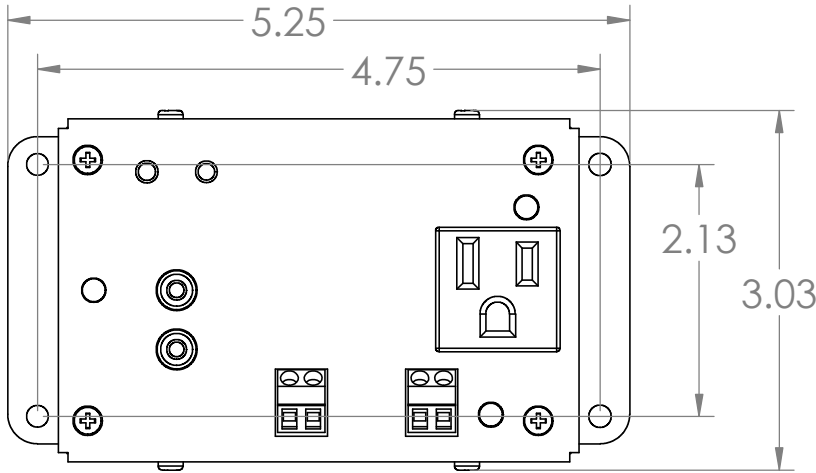
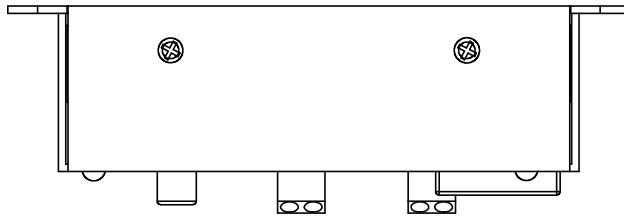


THE INFORMATION CONTAINED IN THIS DRAWING IS THE SOLE PROPERTY OF R.F. SYSTEMS ANY REPRODUCTION IN PART OR WHOLE WITHOUT THE WRITTEN PERMISSION OF R.F. SYSTEMS IS PROHIBITED.

REVISIONS			
REV.	DESCRIPTION	DATE	APPROVED



ITEM NO.	PART OR IDENTIFYING NO.	NOMENCLATURE OR DESCRIPTION	MATERIAL SPECIFICATION	QTY RECD
PARTS LIST				
UNLESS OTHERWISE SPECIFIED DIMENSIONS ARE IN INCHES		CAD GENERATED DRAWING. DO NOT MANUALLY UPDATE		
TOLERANCES ARE:		APPROVALS		
FRACTIONS DECIMALS ANGLES		DRAWN		
± .XX+ .XX +.1		CHECKED		
.XXX+.XXX		RESP ENG		
MATERIAL --		MFG ENG		
FINISH --		QUAL ENG		
NEXT ASSY	USED ON	DO NOT SCALE DRAWING	SCALE	REV.
APPLICATION			CAD FILE:	SHEET 1 OF 1

R.F. Systems, Inc.
Lafayette, Colorado

AC-2 Dimensions

SIZE	DWG. NO.	REV.
B		
SCALE	CAD FILE:	SHEET 1 OF 1