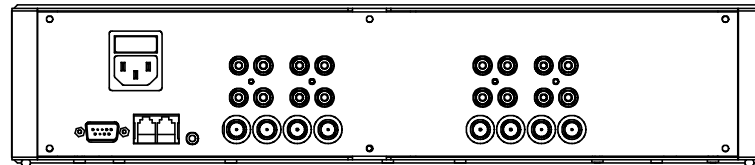
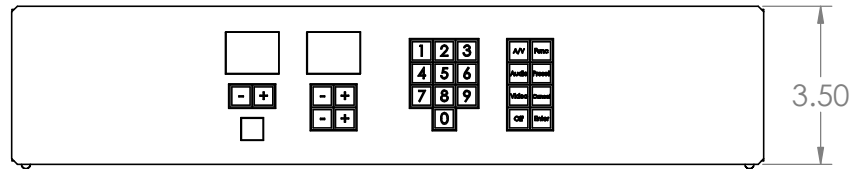
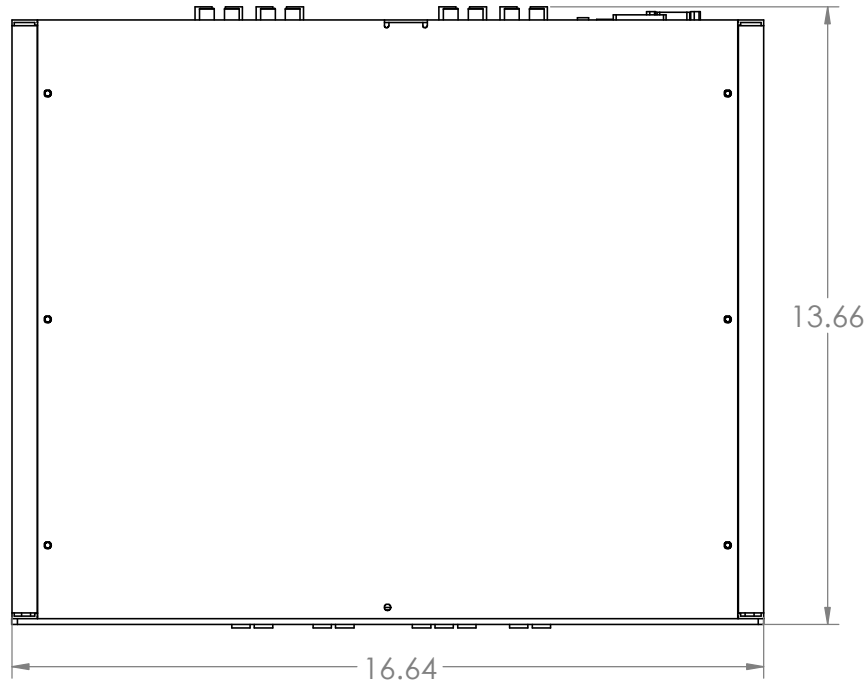


THE INFORMATION CONTAINED IN THIS DRAWING IS THE SOLE PROPERTY OF R.F. SYSTEMS, INC. ANY REPRODUCTION IN PART OR WHOLE WITHOUT THE WRITTEN PERMISSION OF R.F. SYSTEMS, INC. IS PROHIBITED.

REVISIONS			
REV.	DESCRIPTION	DATE	APPROVED



FIRM NO.	PART OR IDENTIFYING NO.	NOMENCLATURE OR DESCRIPTION	MATERIAL SPECIFICATION	QTY. REQ'D.
PARTS LIST				
UNLESS OTHERWISE SPECIFIED DIMENSIONS ARE IN INCHES		CAD GENERATED DRAWING, DO NOT MANUALLY UPDATE		
TOLERANCES ARE:		APPROVALS		
FRACTIONS DECIMALS ANGLES		DATE		
+ .XXX - .005		DRAWN		
+ .001 - .01		CHECKED		
+ .005 - .010		RESP ENG		
MATERIAL		MFG ENG		
FINISH		QUAL ENG		
NEXT ASSY		SCALE		
USED ON		DWG. NO.		
APPLICATION		C		
DO NOT SCALE DRAWING		SHEET 1 OF 1		

R.F. Systems, Inc.
Lafayette, Colorado

RC-8-44MX/BNC
Dimensions