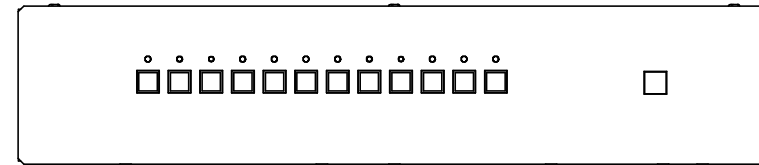
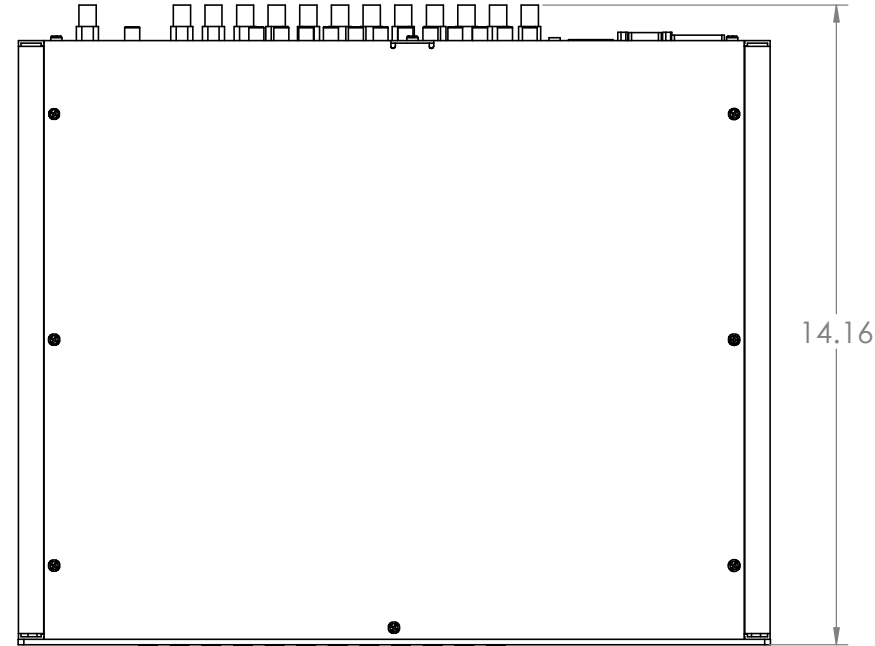
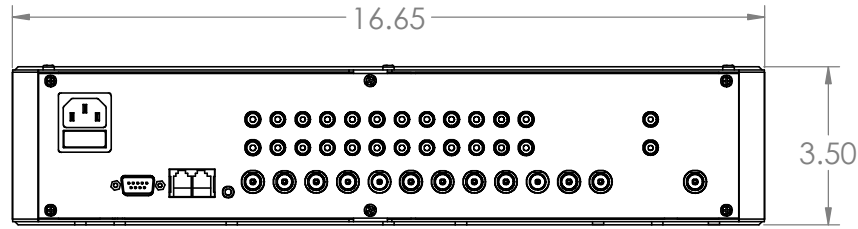


THE INFORMATION CONTAINED IN THIS DRAWING IS THE SOLE PROPERTY OF R.F. SYSTEMS, INC. ANY REPRODUCTION IN PART OR WHOLE WITHOUT THE WRITTEN PERMISSION OF R.F. SYSTEMS, INC. IS PROHIBITED.

REVISIONS			
REV.	DESCRIPTION	DATE	APPROVED



FIRM NO.	PART OR IDENTIFYING NO.	NOMENCLATURE OR DESCRIPTION	MATERIAL SPECIFICATION	QTY. REQ'D.
PARTS LIST				
UNLESS OTHERWISE SPECIFIED DIMENSIONS ARE IN INCHES		CAD GENERATED DRAWING, DO NOT MANUALLY UPDATE		
TOLERANCES ARE:		APPROVALS		
FRACTIONS DECIMALS ANGLES		DATE		
+ .001 - .005		DRAWN		
+ .001 - .005		CHECKED		
MATERIAL		RESP ENG		
FINISH		MFG ENG		
NEXT ASSY		QUAL ENG		
USED ON		SIZE DWG. NO.		
APPLICATION		C		
DO NOT SCALE DRAWING		SCALE		
		CAD FILE: 1		
		SHEET 1 OF 1		

**R.F. Systems, Inc.**  
Lafayette, Colorado

**RC-8-121M/BNC**  
Dimensions