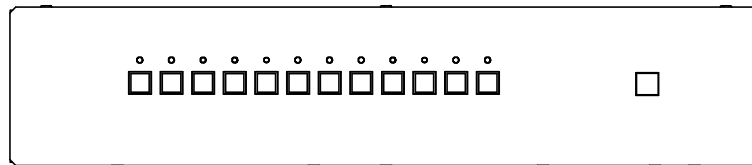
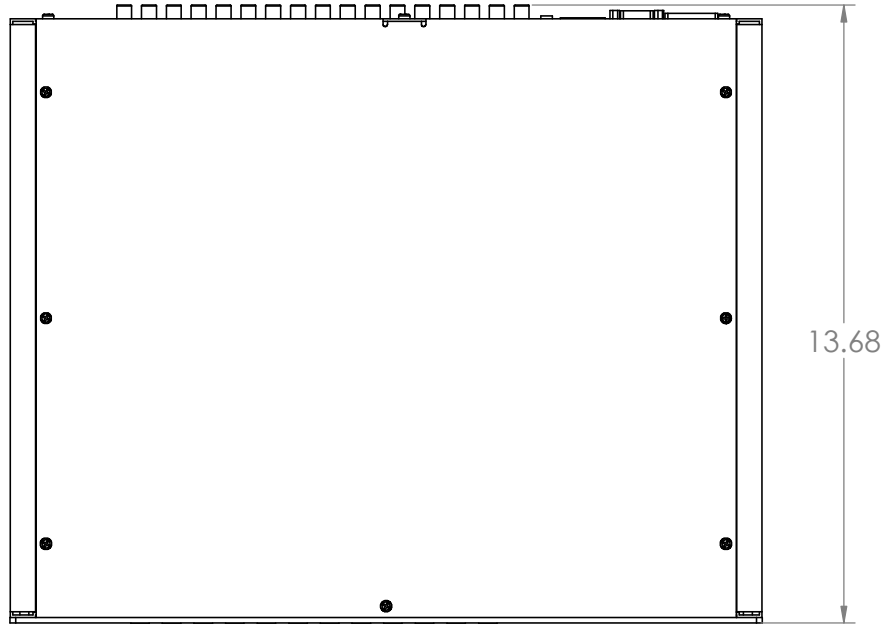
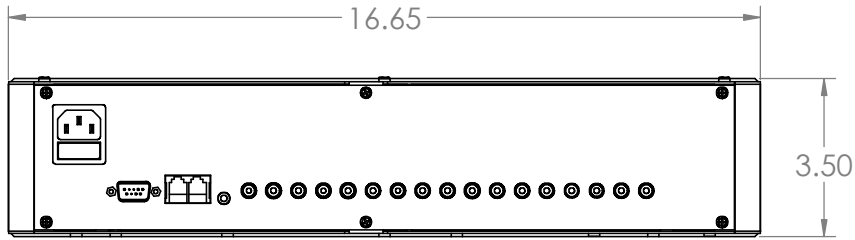


THE INFORMATION CONTAINED IN THIS DRAWING IS THE SOLE PROPERTY OF R.F. SYSTEMS, INC. ANY REPRODUCTION IN PART OR WHOLE WITHOUT THE WRITTEN PERMISSION OF R.F. SYSTEMS, INC. IS PROHIBITED.

REVISIONS			
REV.	DESCRIPTION	DATE	APPROVED



FIRM NO.	PART OR IDENTIFYING NO.	NOMENCLATURE OR DESCRIPTION	MATERIAL SPECIFICATION	QTY. REQ'D.
PARTS LIST				
UNLESS OTHERWISE SPECIFIED DIMENSIONS ARE IN INCHES		CAD GENERATED DRAWING, DO NOT MANUALLY UPDATE		
TOLERANCES ARE:		APPROVALS		
FRACTIONS DECIMALS ANGLES		DATE		
+ .001 - .005		DRAWN		
MATERIAL		CHECKED		
FINISH		RESP ENG		
NEXT ASSY		MFG ENG		
USED ON		QUAL ENG		
APPLICATION		DO NOT SCALE DRAWING		
SCALE		DWG. NO. C		
CAD FILE		REV. 1		

**R.F. Systems, Inc.**  
Lafayette, Colorado  
**RC-8-121M/V**  
Dimensions