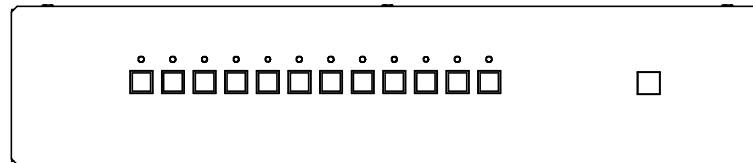

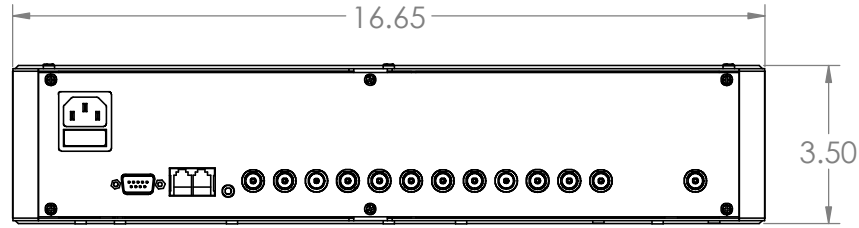


THE INFORMATION CONTAINED IN THIS DRAWING IS THE SOLE PROPERTY OF R.F. SYSTEMS, INC. ANY REPRODUCTION IN PART OR WHOLE WITHOUT THE WRITTEN PERMISSION OF R.F. SYSTEMS, INC. IS PROHIBITED.

REVISIONS			
REV.	DESCRIPTION	DATE	APPROVED



ITEM NO.	PART OR IDENTIFYING NO.	NOMENCLATURE OR DESCRIPTION	MATERIAL SPECIFICATION	QTY.	REQD.
PARTS LIST					
UNLESS OTHERWISE SPECIFIED DIMENSIONS ARE IN INCHES		CAD GENERATED DRAWING, DO NOT MANUALLY UPDATE			
TOLERANCES ARE:		APPROVALS			
FRACTIONS DECIMALS ANGLES		DATE			
+ .0005 - .0010		DRAWN			
MATERIAL		CHECKED			
FINISH		RESP ENG			
NEXT ASSY		MFG ENG			
USED ON		QUAL ENG			
APPLICATION		DO NOT SCALE DRAWING			
SCALE		DWG. NO.		REV.	
CAD FILE:		C		1	
SHEET 1 OF 1					

R.F. Systems, Inc.
Lafayette, Colorado

RC-8-121MV/BNC
Dimensions