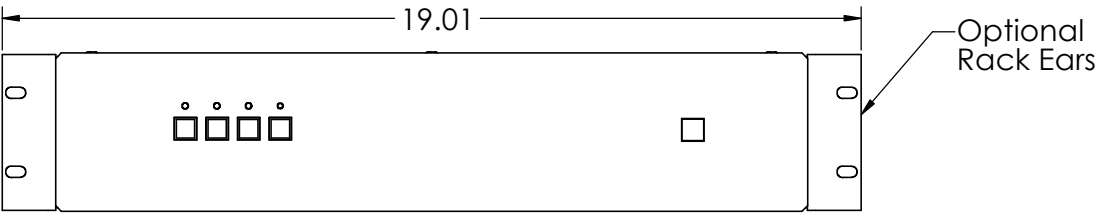
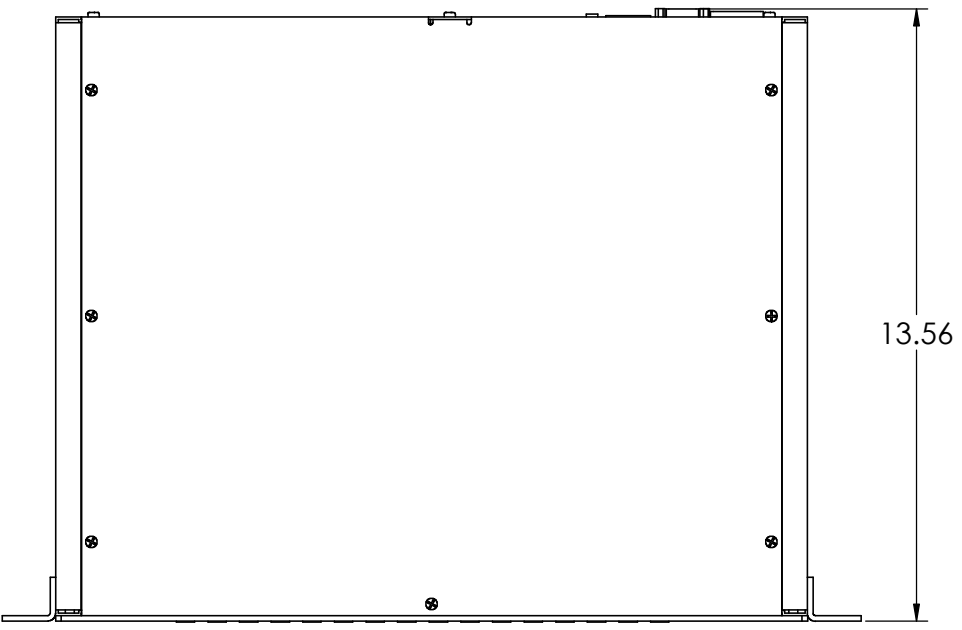
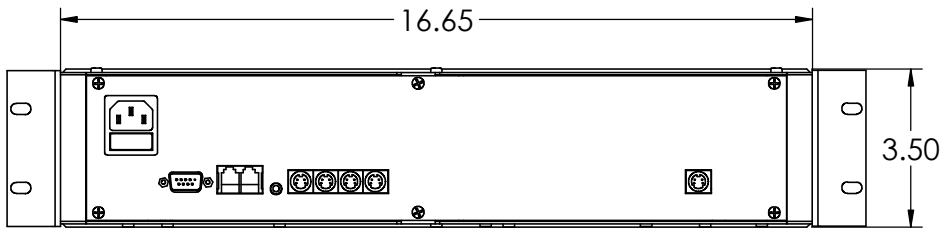


8 7 6 5 4 3 2 1

REVISIONS				
ZONE	REV.	DESCRIPTION	DATE	APPROVED



F  
E  
D  
C  
B  
A

F  
E  
D  
C  
B  
A

8 7 6 5 4 3 2 1

PROPRIETARY AND CONFIDENTIAL  
THE INFORMATION CONTAINED IN THIS  
DRAWING IS THE SOLE PROPERTY OF  
R.F. SYSTEMS, INC. ANY  
REPRODUCTION IN PART OR AS A WHOLE  
WITHOUT THE WRITTEN PERMISSION OF  
R.F. SYSTEMS, INC. IS  
PROHIBITED.

UNLESS OTHERWISE SPECIFIED:		DATE	NAME
DIMENSIONS ARE IN INCHES			
TOLERANCES:			
FRACTIONAL ± 1/16			
ANGULAR MATCH BEND ±			
TWO PLACE DECIMAL ± 0.1			
THREE PLACE DECIMAL ± 0.05			
INTERPRET GEOMETRIC TOLERANCING PER:			
MATERIAL:			
FINISH:			
NEXT ASSY	USED ON	COMMENTS:	
APPLICATION	DO NOT SCALE DRAWING		

**R.F. Systems, Inc.**  
Westminster, Colorado

TITLE:  
**RC-8-41MV/Y**  
Dimensions

SIZE <b>C</b>	DWG. NO.	REV
SCALE: 1:2	WEIGHT:	SHEET 17 OF 7