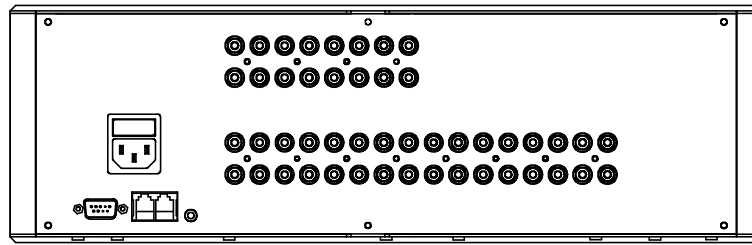
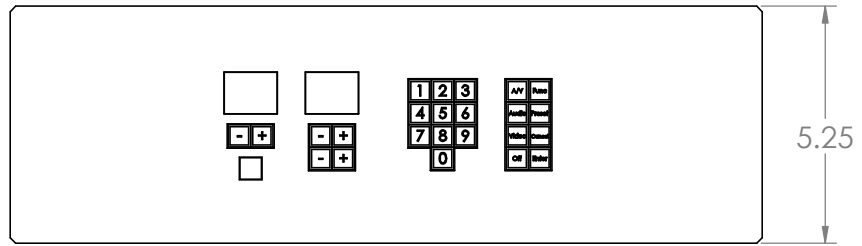
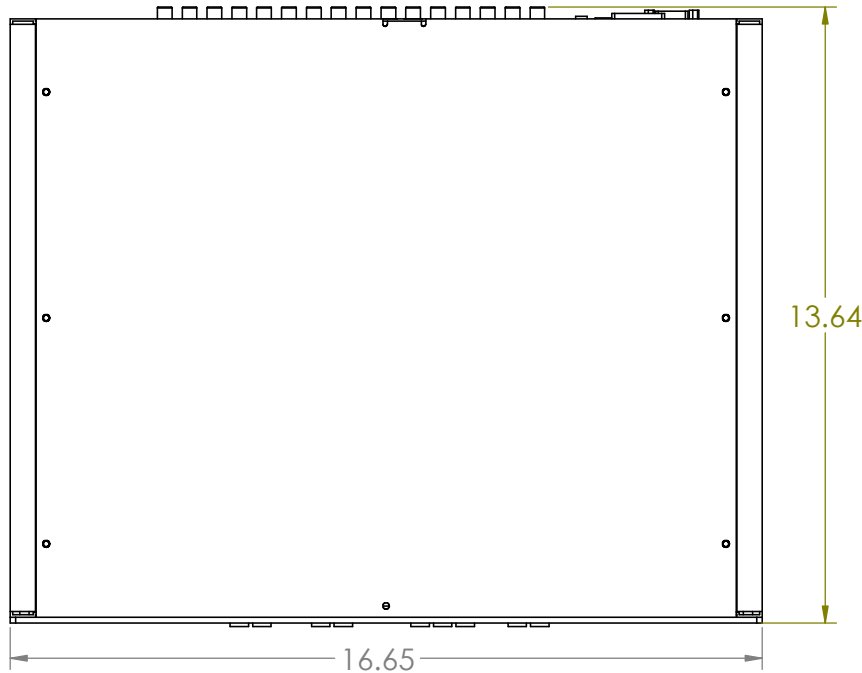


THE INFORMATION CONTAINED IN THIS DRAWING IS THE SOLE PROPERTY OF R.F. SYSTEMS, INC. ANY REPRODUCTION IN PART OR WHOLE WITHOUT THE WRITTEN PERMISSION OF R.F. SYSTEMS, INC. IS PROHIBITED.

| REVISIONS |             |      |          |
|-----------|-------------|------|----------|
| REV.      | DESCRIPTION | DATE | APPROVED |
|           |             |      |          |
|           |             |      |          |
|           |             |      |          |



| ITEM NO.  | PART OR IDENTIFYING NO. | NOMENCLATURE OR DESCRIPTION                   | MATERIAL SPECIFICATION | QTY. REQD. |
|---|-------------------------|---|------------------------|------------|
| PARTS LIST  |                         |   |                        |            |
| UNLESS OTHERWISE SPECIFIED DIMENSIONS ARE IN INCHES |                         | CAD GENERATED DRAWING, DO NOT MANUALLY UPDATE |                        |            |
| TOLERANCES ARE:                                     |                         | APPROVALS                                     |                        |            |
| FRACTIONS DECIMALS ANGLES                           |                         | DATE  |                        |            |
| + .XXX - .005                                       |                         | DRAWN   |                        |            |
| MATERIAL  |                         | CHECKED                                       |                        |            |
| FINISH  |                         | RESP. ENG.                                    |                        |            |
| NEXT ASSY   |                         | MFG. ENG.                                     |                        |            |
| USED ON   |                         | QUAL. ENG.                                    |                        |            |
| APPLICATION   |                         | DO NOT SCALE DRAWING                          |                        |            |
| SCALE   |                         | DWG. NO.                                      |                        |            |
| CAD FILE  |                         | REV.  |                        |            |

**R.F. Systems, Inc.**  
Lafayette, Colorado

**RC-8-816MX/A**  
Dimensions

8 7 6 5 4 3 2 1

F

E

D

C

B

A

8 7 6 5 4 3 2 1